

SPECIFICATION SHEET

M&E | Bronze PD19-NR, PD20-NR, PD25-NR

Positive Displacement Water Meter

Specifications

Water Meter

- The PD water meter consists of three major assemblies: a register, a lead-free bronze main case, and a positive displacement (oscillating piston) measuring chamber.
- For reading convenience, the register is mounted hinged on the outlet side of the meter. The lead-free bronze main case is corrosion resistant and is rated for typical municipal applications.
- The positive displacement chamber design of the measuring element ensures maximum accuracy in any installation orientation. The measuring unit is optimized for minimal wear.
- All M&E meters meet or exceed AWWA C700 standards.
- M&E provides a limited warranty. See warranty statement for details.

Register

- Incorporates Accuracy Data Leveling Technology as presented in: <https://doi.org/10.1002/opfl.1757>
- Built-in BLE communication for configuration and reading.
- Anti-obsolence: 10-year estimated battery life, under normal operating conditions. Replaceable with CR18505 lithium battery.
- Operating Environment:
 - » IP68 for submersed applications.
 - » Temperature min -4° F
 - » Temperature max 120° F
- Exceeds IP68 requirements.
- Field replaceable, sealed battery.
- Complies with Part 15 of the FCC rules.

Application

For use in measurement of potable cold water in residential, commercial and industrial services where flow is in one direction only.

The register's powerful and intuitive mobile application allows you to both program as well as collect reads from it without the need of additional costly equipment. This facilitates utilities to both reduce expenses while increasing the efficiency of daily operations.

The measuring chamber is an oscillating piston positive displacement design made of engineered plastics that meet NSF standards. The PD19, PD20, and PD25 are approved by NTEP for horizontal and vertical installations in cold water.



Features

Register

- All M&E -NR meters ship configured to USG
 - » Field configurable to: USG, CF, Liters & Cubic Meters
- Encoded output
 - » All M&E -NR meters ship configured to Sensus encoded protocol
 - » All M&E -NR meters are field configurable to: Neptune, AMCO & Sensus protocols
- Pulse output
 - » Field configurable to pulse output
- Wireless meter reading
 - » Walk by, drive by and 3rd party capable
- Configurable using iOS and Android.

Lead-Free Main Case


- Made from lead-free bronze.
- NSF/ANSI/CAN 61 and 372.
- Includes 1/4"- 20 threaded boss for AMR/AMI pit installations.
- Electrical grounding continuity.
- 3/4" x 3/4" x 7.5" meter available with 1.5" extension.

Measuring Chamber

- Oscillating piston measuring chamber.
- Widest effective flow range for maximum revenue.
- Polymer measuring chamber materials maximize long-term accuracy.



FOR ORDERS & INQUIRIES:
877-863-8377



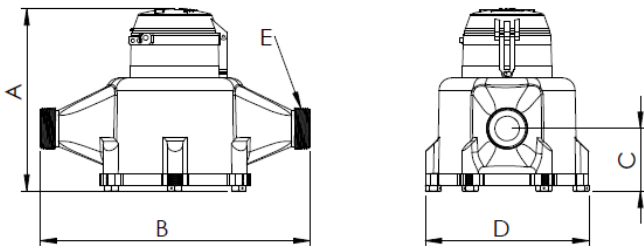
SPECIFICATION SHEET

M&E | Bronze PD19-NR, PD20-NR, PD25-NR

Positive Displacement Water Meter

Size Options

Model # (Bronze)	PD19-NR 5/8" x 3/4"	PD20-NR 3/4" x 3/4" x 7.5"	PD20-NR 3/4" x 3/4" x 9"	PD25-NR 1"
Normal Operating Range +/- 1.5% GPM (CFM)	1-20 (0.13-2.67)	2-30 (0.27-4.01)	2-30 (0.27-4.01)	3-50 (0.40-6.68)
Low Flow +1.5% / -5% GPM (CFM)	0.25 (0.033)	0.5 (0.067)	0.5 (0.067)	0.75 (0.100)
Maximum Continuous GPM (CFM)	10 (1.33)	15 (2.0)	15 (2.0)	25 (3.34)
Maximum Intermittent GPM (CFM)	20 (2.67)	30 (4.01)	30 (4.01)	50 (6.68)
Maximum Pressure (PSI)	150	150	150	150
Maximum Temperature (°F)	120	120	120	120
Length (in)	7.5	7.5	9.0	10.75
Overall Height (in)	5.55	6.05	6.05	7.3
Height, bottom to center line (in)	1.8	2.0	2.0	2.56
Width (in)	3.7	4.5	4.5	6.55
Weight (lbs)	4.08	5.84	6.29	10.25
Register Capacity millions USG (millions CF)	10 (1)	10 (1)	10 (1)	10 (1)
Pulse Resolution (USG)	1 Pulse = 1 or 10 USG	1 Pulse = 1 or 10 USG	1 Pulse = 1 or 10 USG	1 Pulse = 1 or 10 USG
Pulse Resolution (CF)	1 Pulse = 0.1 or 1 CF	1 Pulse = 0.1 or 1 CF	1 Pulse = 0.1 or 1 CF	1 Pulse = 0.1 or 1 CF



	A (in)	B (in)	C (in)	D (in)	E (in)	WGT (lbs)
5/8" x 3/4" PD	5.55	7.5	1.8	3.7	1" Male NPSM	4.08
3/4" x 3/4" Short PD	6.05	7.5	2.0	4.5	1" Male NPSM	5.84
3/4" x 3/4" Long PD (w/ Bronze Extension Fitting)	6.05	9.0	2.0	4.5	1" Male NPSM	6.29
1" PD	7.3	10.75	2.56	6.55	1.25" Male NPSM	10.25

Register LCD Display

Current Meter Read
cumulative meter total

Flow Rate
per minute

Flow Indicator
water currently flowing

Flow Direction
forward or backward flow

Water Alarm
leak or backflow

General Alert
tamper or freeze

Billing Digits
Read digits configured for output

Output Type
Wire output type and status

Unit of Measure
Configured measure (one)

Configuring
Connected and ready to update

Battery Life
Remaining capacity

Radio Signal
Integrated RF network signal strength


LCD width: 2.5 in

gallons cubic feet
liters cubic meters

Pulse Out ~ Encoded



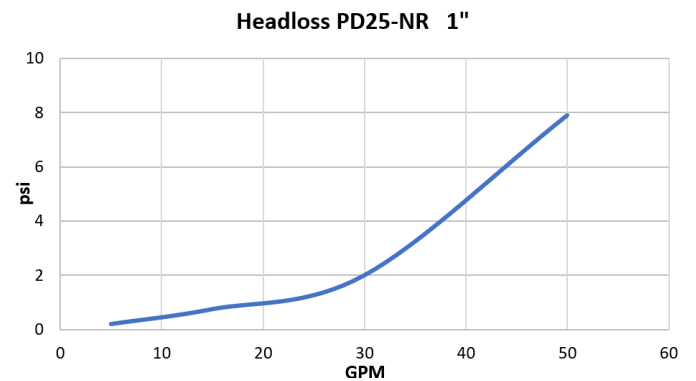
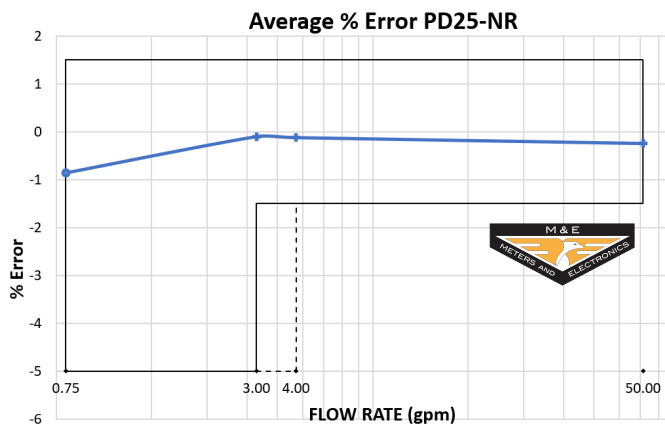
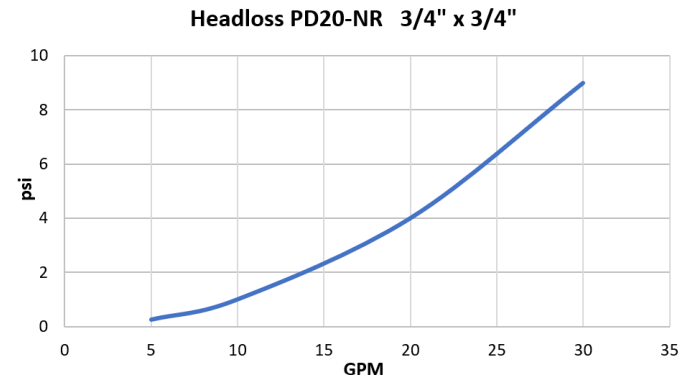
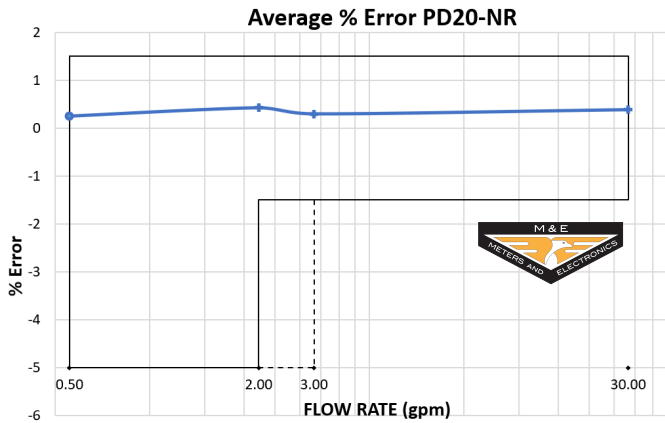
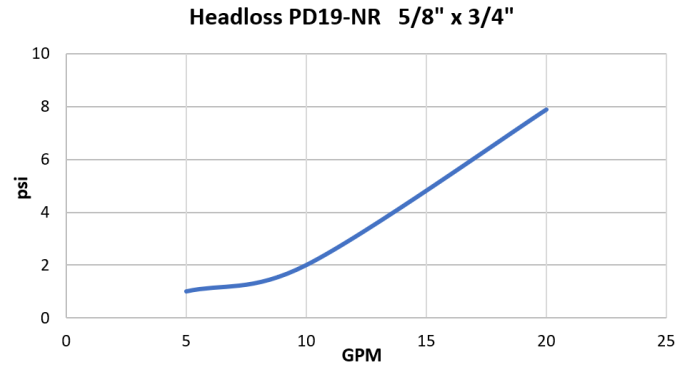
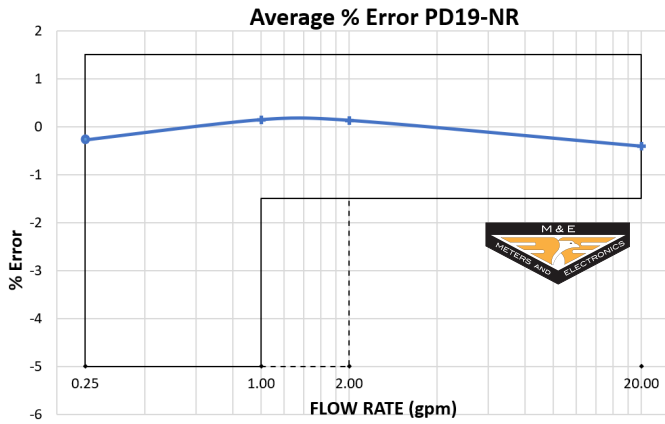
FOR ORDERS & INQUIRIES:
877-863-8377



SPECIFICATION SHEET

M&E | Bronze PD19-NR, PD20-NR, PD25-NR

Positive Displacement Water Meter



*Note: All data are actual M&E test results.



FOR ORDERS & INQUIRIES:
877-863-8377